



# MINI Recessed Spotlight

MINI Recessed Spotlight

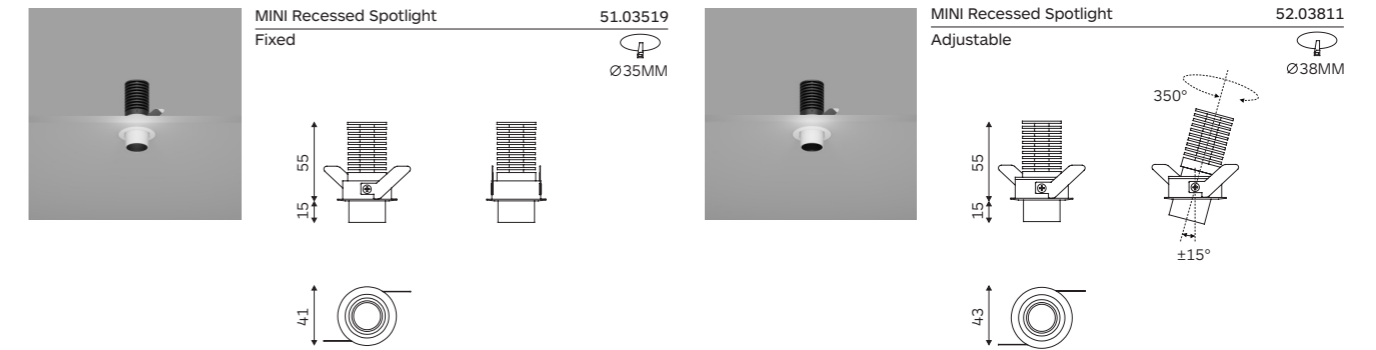


Unidirectional Vertical Adjustment: 15D  
Horizontal Adjustment: 355D

# MINI Recessed Spotlight



## MINI Recessed Spotlight




### Body

Easier to adjust the angle of illumination, with both fixed and adjustable options, and with a 10d beam angle (Max 3.5W). A variety of decorative colors are available for the inner ring. Also can meet the use of 1-18mm thick ceiling.

### LED sources

Light source: SMD LED Or High Power  
CRI:90 | CCT: 3000K, 4000K  
Other CRI and CCT options available on request.

### Suitable Accessories



Linear Spread glass



Glass



Honeycomb louvre

### Optic

Lens.  
Narrow, medium and wide beam angle available.

### Driver

Supplied with No-dimable remote driver.  
Diming Options: 0-10V Dim, Dali Dim.

### Applications

Application areas: High end residential and retail projects, hotels, museums and galleries.

### Accessories

Honeycomb louvre, Linear Spread glass, glass.

### Finish

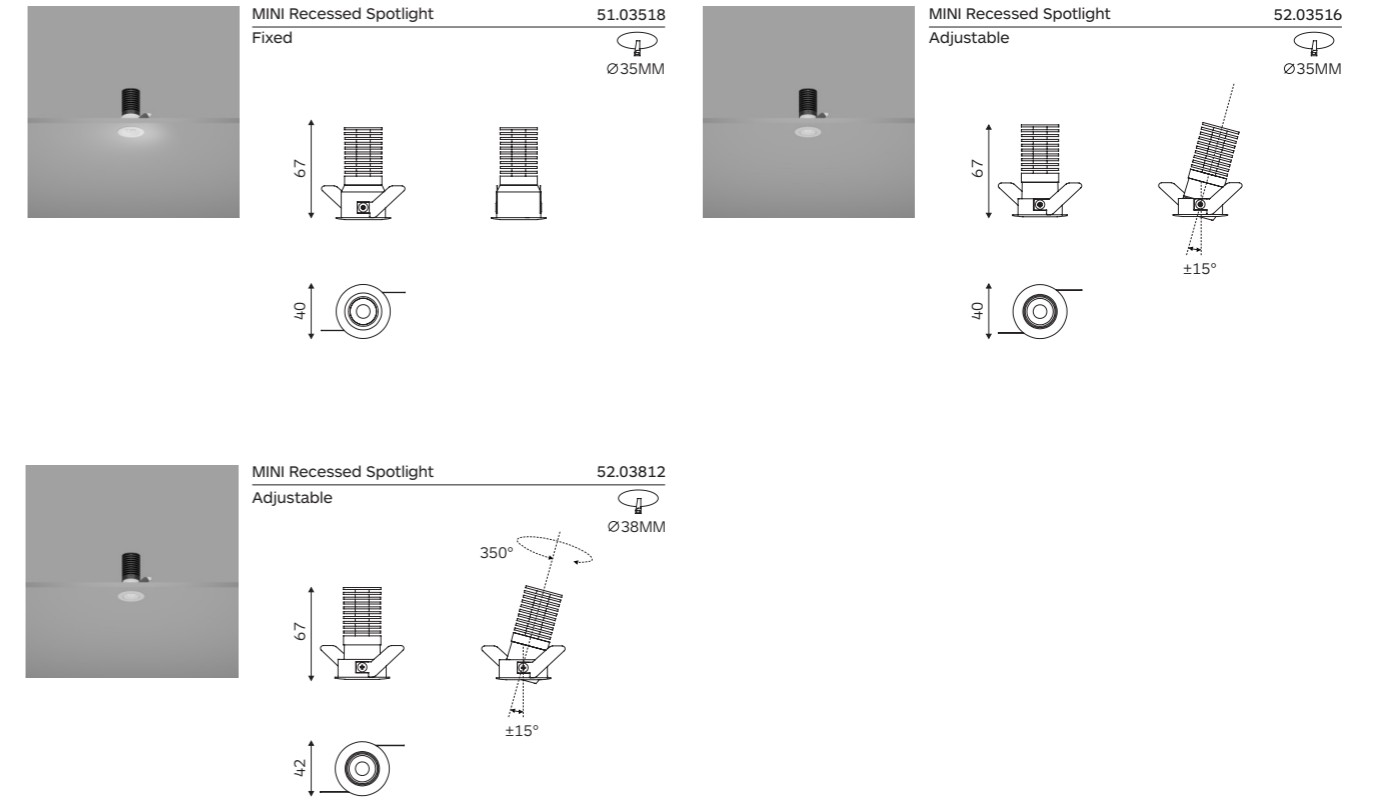

Black or white colour.

Code Ordering Example: 5 1 . 0 3 5 1 9 - 9 0 3 0 2 2 D 0 1 0

	Product Code	Light Source Code	>CRI	CCT	LED Power	Nominal Lumen	Beam Angle (BA)	Driver Options	Finish
MINI Recessed Spotlight Fixed	51.03519 CA	SMD 5050	90	30 3000K	6W	485 lm	22°/24°/46°	D0 No Dim	10 □ WH
			40	4000k		509 lm		DA Dali Dim	20 ■ BK
MINI Recessed Spotlight Adjustable	52.03811 CA	SMD 5050	90	30 3000K	6W	485 lm	22°/24°/46°	DC 0-10V Dim	
			40	4000k		509 lm			
MINI Recessed Spotlight	51.03519 HP	High Power XHP	90	30 3000K	6W	289 lm	15°		
			52.03811 HP						

# MINI Recessed Spotlight

# MINI Recessed Spotlight



## Body


Small size spotlight with cut out 35mm, Max 8W. Also have different control methods is available (SCR, 0-10V, Dali).

Choose high lumen 5050 LED, 6W Max lumen about 550LM

## LED sources

Light source: SMD LED Or High Power  
CRI:90 | CCT: 3000K, 4000K  
Other CRI and CCT options available on request.


## Suitable Accessories



Linear Spread glass



Glass



Honeycomb louvre

## Optic

Lens.  
Narrow, medium and wide beam angle available.

## Driver

Supplied with No-dimable remote driver.  
Diming Options: 0-10V Dim, Dali Dim.

## Applications

Application areas: High end residential and retail projects, hotels, museums and galleries.

## Accessories

Honeycomb louvre, Linear Spread glass, glass.


## Finish

Black or white colour.

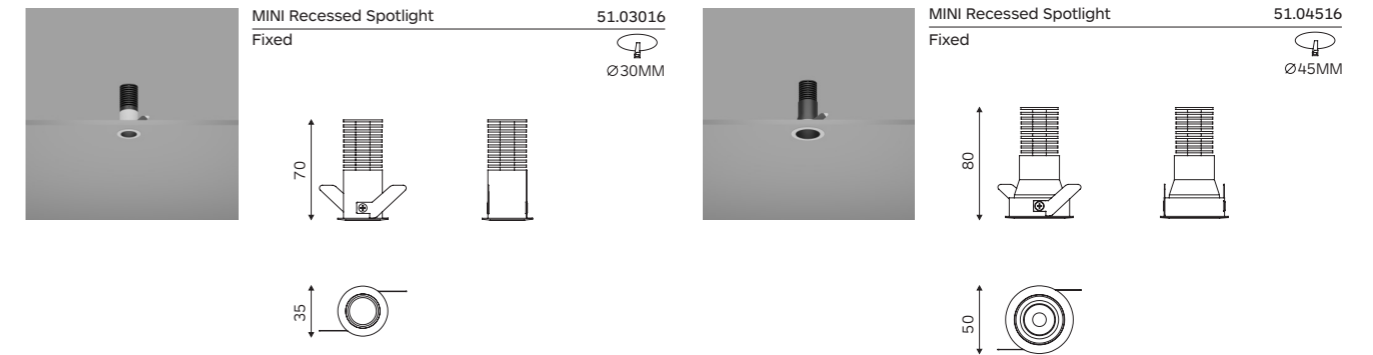
Code Ordering Example: 5 1 . 0 3 5 1 8 - 9 0 3 0 2 2 D 0 1 0

	Product Code	Light Source Code	>CRI	CCT	LED Power	Nominal Lumen	Beam Angle (BA)	Driver Options	Finish
MINI Recessed Spotlight Fixed	51.03518 CA	SMD 5050	90	30 3000K	6W	535 lm	22°/27°/40°	D0 No Dim	10 □ WH
			40	4000k		561 lm		DA Dali Dim	20 ■ BK
MINI Recessed Spotlight Adjustable	52.03516 CA	SMD 5050	90	30 3000K	6W	535 lm	22°/27°/40°	DC 0-10V Dim	
			40	4000k		561 lm			
MINI Recessed Spotlight Adjustable	52.03812 CA	SMD 5050	90	30 3000K	6W	535 lm	22°/27°/40°		
MINI Recessed Spotlight	51.03518 HP	High Power XHP	90	30 3000K	6W	289 lm	15°		

# MINI Recessed Spotlight



# MINI Recessed Spotlight



## Body

Deeper cut-off angle, up to 40d. More comfortable light, better anti-glare design. And also high lumen output (6W about 500lm)

A wide selection of decorative colors for the inner ring. Also can meet the use of 1-18mm thick ceiling.

## Accessories

Honeycomb louvre, Linear Spread glass, glass.

## Finish

Black or white colour.

## LED sources

Light source: SMD LED Or High Power  
CRI:90 | CCT: 3000K, 4000K  
Other CRI and CCT options available on request.

## Optic

Lens.  
Narrow, medium and wide beam angle available.


## Driver

Supplied with No-dimable remote driver.  
Diming Options: 0-10V Dim, Dali Dim.

## Applications

Application areas: High end residential and retail projects, hotels, museums and galleries.


## Suitable Accessories



Linear Spread glass



Glass




Honeycomb louvre

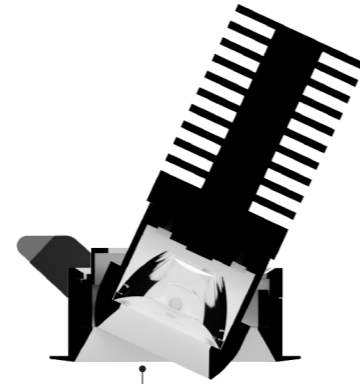
Code Ordering Example: 5 1 . 0 3 0 1 6 - 9 0 3 0 2 2 D 0 1 0

	Product Code	Light Source Code	>CRI	CCT	LED Power	Nominal Lumen	Beam Angle (BA)	Driver Options	Finish
MINI Recessed Spotlight Fixed	51.03016 CA	SMD 5050	90	30 3000K	6W	485 lm	22°/28°/40°	D0 No Dim	10 □ WH
			40	4000k		509 lm			20 ■ BK
MINI Recessed Spotlight Fixed	51.03016 HP	High Power XHP	90	30 3000K	6W	289 lm	15°		
MINI Recessed Spotlight Fixed	51.04516 CA	SMD 5050	90	30 3000K	6W	485 lm	22°/28°/40°	D0 No Dim	
			40	4000k		509 lm			DA Dali Dim
MINI Recessed Spotlight Fixed	51.04516 HP	High Power XHP	90	30 3000K	6W	289 lm	15°	DC 0-10V Dim	

# MINI Recessed Spotlight

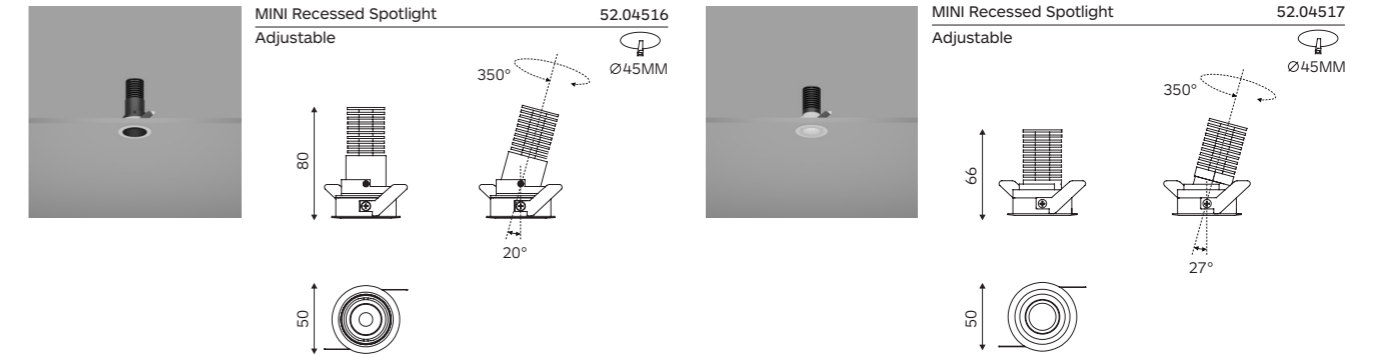


Unidirection Vertical Adjustment:20D  
Horizontal Adjustment: 355D



Unidirection Vertical Adjustment:26D  
Horizontal Adjustment: 355D

## MINI Recessed Spotlight



### Body

Greater angle adjustment (up to 27d unidirectional), and at the same time with horizontal adjustment. Meet the lighting needs of different places.

Selected high-quality LED, SDCM<3.

### LED sources

Light source: SMD LED Or High Power  
CRI:90 | CCT: 3000K, 4000K  
Other CRI and CCT options available on request.

### Optic

Lens.  
Narrow, medium and wide beam angle available.


### Driver

Supplied with No-dimable remote driver.  
Diming Options: 0-10V Dim, Dali Dim.

### Applications

Application areas: High end residential and retail projects, hotels, museums and galleries.


### Suitable Accessories



Linear Spread glass



Glass



Honeycomb louvre

### Accessories

Honeycomb louvre, Linear Spread glass, glass.

### Finish


Black or white colour.

Code Ordering Example: 5 2 . 0 4 5 1 6 - 9 0 3 0 2 2 D 0 1 0


	Product Code	Light Source Code	>CRI	CCT	LED Power	Nominal Lumen	Beam Angle (BA)	Driver Options	Finish
MINI Recessed Spotlight Adjustable	52.04516 CA	SMD 5050	90	30 3000K	6W	485 lm	22°/28°/40°	D0 No Dim	10 □ WH
			40	4000k		509 lm		DA Dali Dim	20 ■ BK
MINI Recessed Spotlight Adjustable	52.04517 CA	SMD 5050	90	30 3000K	6W	485 lm	22°/28°/40°	DC 0-10V Dim	
			40	4000k		509 lm			
MINI Recessed Spotlight Adjustable	52.04516 HP	High Power XHP	90	30 3000K	6W	289 lm	15°		
			40	4000k					

# MINI Recessed Spotlight

MINI Recessed Spotlight



# MINI Recessed Spotlight



Can be with honeycomb

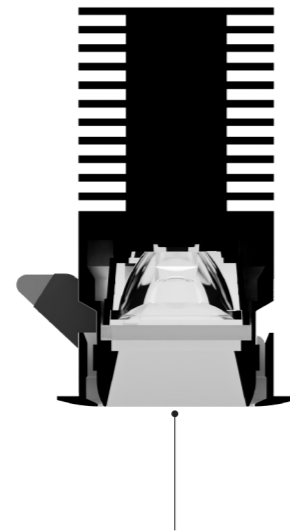
# MINI Recessed Spotlight

CE IP20 □ ■ ▲



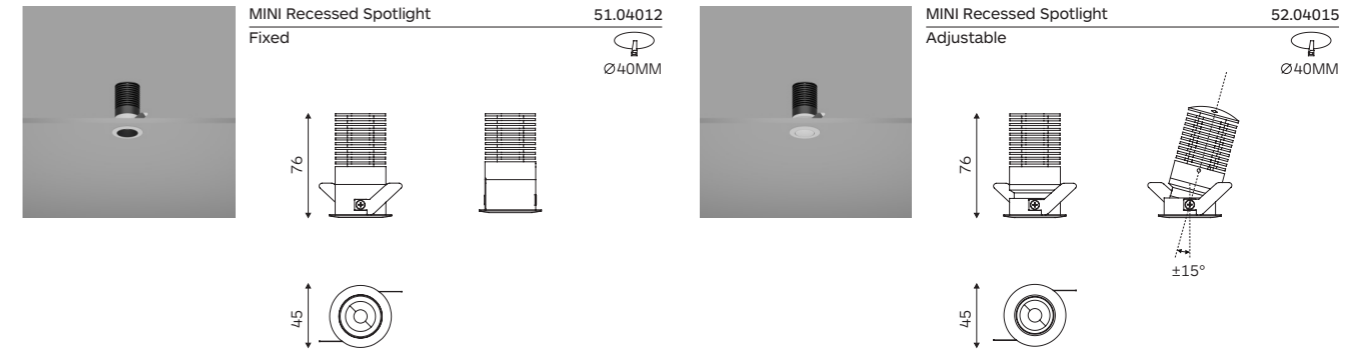
Suitable for 1-18MM thick ceilings

# MINI Recessed Spotlight



Can be used with both glass and honeycomb

## MINI Recessed Spotlight



### Body

Luminaire with IP44 for use in bathrooms and optionally also with honeycomb at the same time.

Up to 8W, lumen output up to approx. 700lm. Also have different control methods is available (SCR, 0-10V, Dali).

### LED sources

Light source: SMD LED Or High Power  
CRI:90 | CCT: 3000K, 4000K  
Other CRI and CCT options available on request.

### Optic

Lens.  
Narrow, medium and wide beam angle available.


### Driver

Supplied with No-dimable remote driver.  
Diming Options: 0-10V Dim, Dali Dim.

### Applications

Application areas: High end residential and retail projects, hotels, museums and galleries.


### Suitable Accessories



Linear Spread glass



Glass



Honeycomb louvre

### Accessories

Honeycomb louvre, Linear Spread glass, glass.

### Finish

Black or white colour.

Code Ordering Example: 5 1 . 0 4 0 1 2 - 9 0 3 0 2 2 D 0 1 0

	Product Code	Light Source Code	>CRI	CCT	LED Power	Nominal Lumen	Beam Angle (BA)	Driver Options	Finish
MINI Recessed Spotlight Fixed	51.04012 CA	SMD 5050	90	30 3000K	6W	479 lm	22°/28°/40°	D0 No Dim	10 □ WH
			40	4000k		503 lm		DA Dali Dim	20 ■ BK
MINI Recessed Spotlight Adjustable	52.04015 CA	SMD 5050	90	30 3000K	6W	479 lm	22°/28°/40°	DC 0-10V Dim	
			40	4000k		503 lm			
MINI Recessed Spotlight	51.04012 HP	High Power XHP	90	30 3000K	6W	289 lm	15°		
			52.04015 HP						