


EMMA Low Voltage

Low Voltage Track

EMMA Low Voltage Track



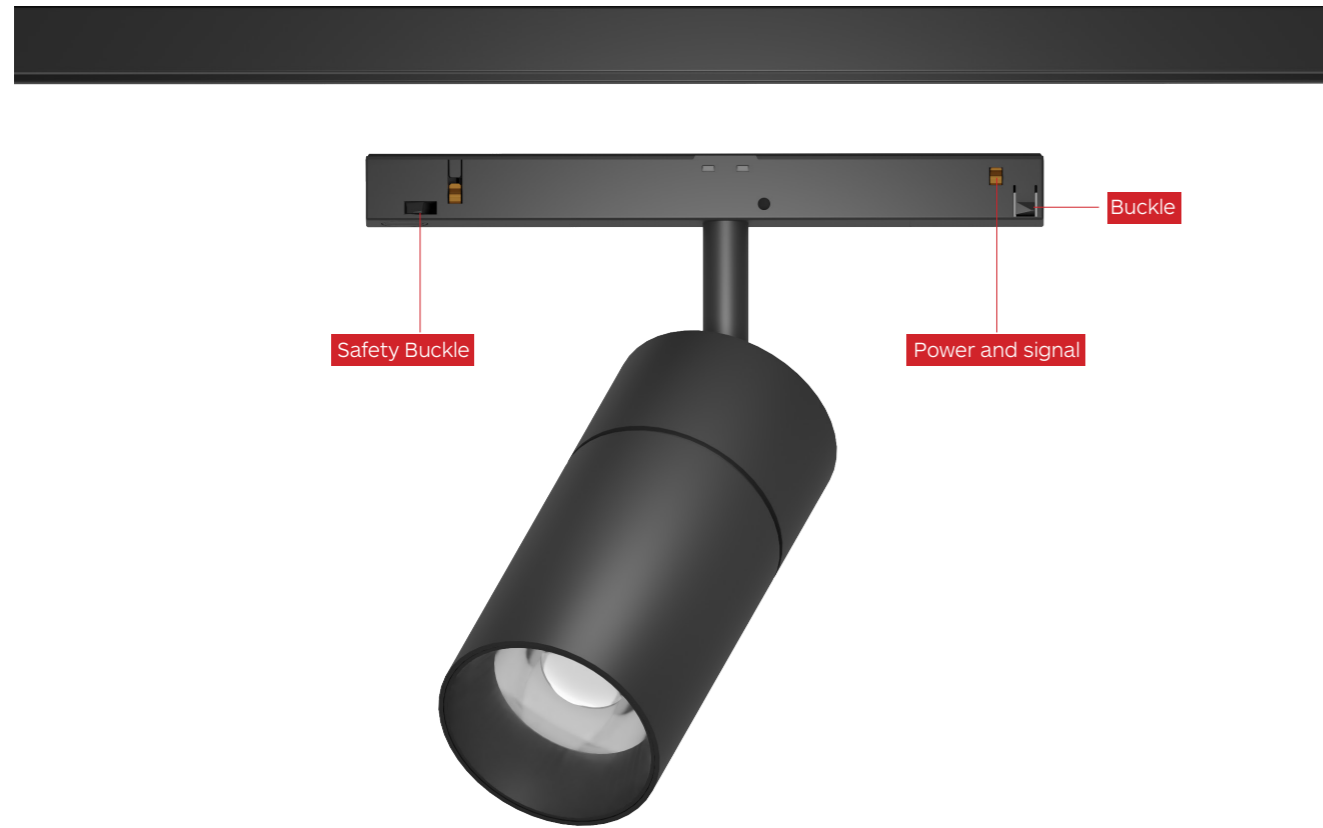
EMMA 10W
Ø45

EMMA 18W
Ø62

EMMA 25W
Ø73

EMMA Low Voltage

Low Voltage Track

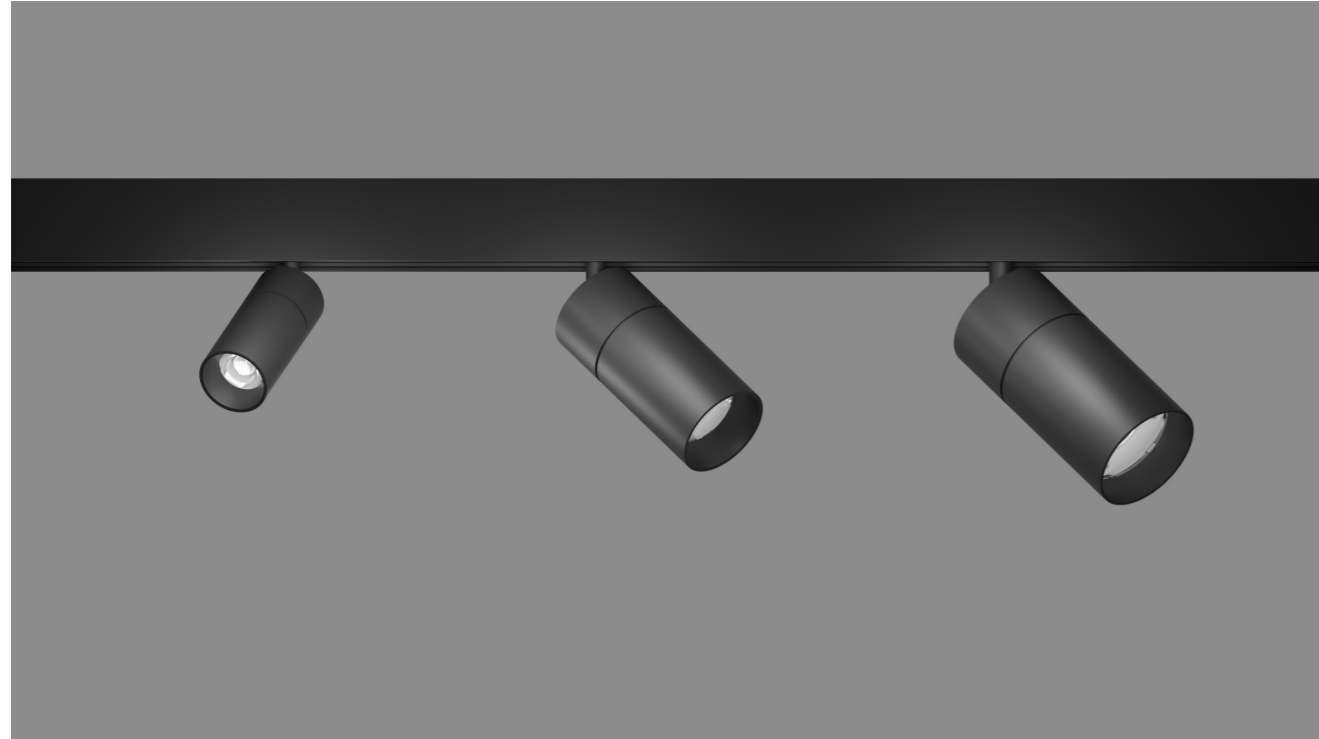


EMMA Low Voltage Track



EMMA Low Voltage

Low Voltage Track



Body

EMMA spot light with luminaire body in extruded aluminium. Body designed with Ø45/ Ø63/ Ø73mm, can be for white, black, chrome and gold color. Back side and leg is made by Turn-milling combined CNC machine, precision sizes, can perfect with the body without any gap. Supplied with magnetic adaptor, power system output from 6W-25W.

Accessories

Color filters, honeycomb louvre.

Finish

White and Black.

LED sources

Light Source Options: COB LED
CRI:90 | CCT: 3000K, 4000K.
Other CRI and CCT options and tuneable white versions available on request.

Optic

Lens.
Narrow, medium and wide beam angle available.

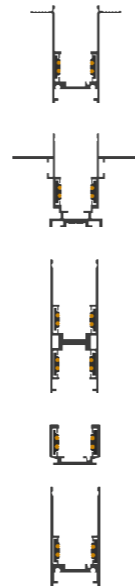
Driver

Supplied with No-dimmer driver.
Dimming Options: Triac Dim, 0-10V Dim.


Applications

It is an individual solution with a high degree of flexibility. all inserts are mounted completely without tools and held within the profile by a magnetic force. With just one flick of the wrist, you can adjust the inserts as needed at any time to set the scene for your desired object. Application areas: residential, hotel, restaurants, retail and other high-end places.

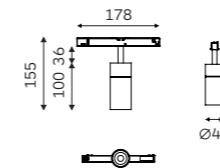
Suitable Magnetic track



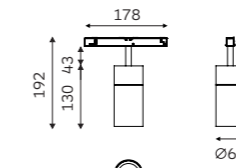
EMMA Low Voltage Track



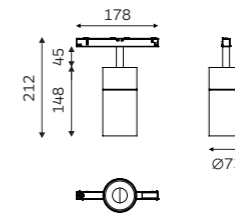
EMMA 45 Low Voltage



EMMA 62 Low Voltage



EMMA 73 Low Voltage




Code Ordering Example: 6 2 . 0 4 5 1 2 - 9 0 3 0 1 8 D 0 1 0

	Product Code	Light Source Code	>CRI	CCT	LED Power	Nominal Lumen	Beam Angle (BA)	Driver Options	Finish	
EMMA 45 Low Voltage Track	62.04512 CA	COB LED	90	30	3000K	8W	749 lm	16°/24°/37°	D0 No Dim	10 □ WH
			40	4000k		786 lm		DA Dali Dim	20 ■ BK	
EMMA 62 Low Voltage Track	62.06217 CA	COB LED	90	30	3000K	15W	1305 lm	17°/25°/36°	DC 0-10V Dim	
			40	4000k		1370 lm				
EMMA 73 Low Voltage Track	62.07312 CA	COB LED	90	30	3000K	25W	2221 lm	18°/26°/40°		
			40	4000k		2332 lm				

NEK Low Voltage


Low Voltage Track

NEK Low Voltage Track



NEK Low Voltage

Low Voltage Track



Body

MINI Magnetic spotlight from 3W to 12W, available in diameters 25mm and 40mm.

Available with single and double heads, they offer a comfortable luminaire for high-end spaces, with a compact body that blends well into the environment.

Accessories

Color filters, honeycomb louvre.

Finish

White and Black.

LED sources

Light Source Options: High Power LED, COB LED
CRI:90 | CCT: 3000K, 4000K.

Other CRI and CCT options and tuneable white versions available on request.

Optic

Lens.

Narrow, medium and wide beam angle available.

Driver

Supplied with No-dimmer driver.

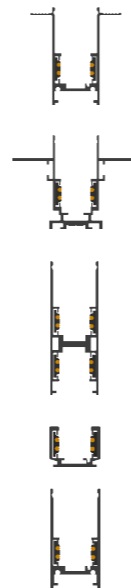
Dimming Options: Triac Dim, 0-10V Dim.

Applications

It is an individual solution with a high degree of flexibility. all inserts are mounted completely without tools and held within the profile by a magnetic force. With just one flick of the wrist, you can adjust the inserts as needed at any time to set the scene for your desired object.

Application areas: residential, hotel, restaurants, retail and other high-end places.

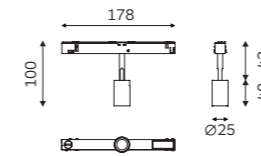
Suitable Magnetic track



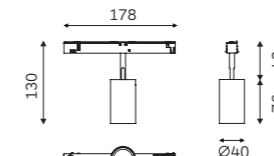
NEK Low Voltage Track



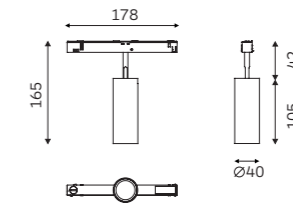
NEK 25 Low Voltage



NEK 40 Low Voltage



NEK 40 Low Voltage




Code Ordering Example: 6 1 . 0 2 5 1 1 - 9 0 3 0 1 8 D 0 1 0

	Product Code	Light Source Code	>CRI	CCT	LED Power	Nominal Lumen	Beam Angle (BA)	Driver Options	Finish	
NEK 25 Low Voltage Track	61.02511 CA	High Power LED	90	30	3000K	3W	172 lm	13°/24°/44°	D0 No Dim	10 □ WH
				40	4000k		180 lm		DA Dali Dim	20 ■ BK
NEK 40 Low Voltage Track	62.04011 CA	COB LED	90	30	3000K	8W	616 lm	18°/24°/42°	DC 0-10V Dim	
				40	4000k		646 lm			
NEK 40 Low Voltage Track	62.04012 CA	COB LED	90	30	3000K	12W	906 lm	18°/25°/42°		
				40	4000k		951 lm			

SPARK 20

SPARK 20



Adjustable Accent Light Module

Fixed Accent Light Module

Adjustable Accent Light Module (Square)

Fixed Accent Light Module (Square)


Fixed Wall Washer Module

Continuous Wall Washer Module

General Light Module

SPARK 20

SPARK 20




Fixed Accent Light Module
243mm/483mm/723mm

General Light Module
195mm/387mm/578mm

Fixed Accent Light Module (Square)
195mm/387mm/578mm

SPARK 20

Length 195 | 387 | 578



Body

SPARK 20 general luminaire with luminaire body in extruded aluminium.

End caps in die casting aluminium, diffuser made of high light transmittance PC.

Supplied with magnetic adaptor, available in different length.

Accessories

No accessories available.

Finish

White and Black.

LED sources

Light Source Options: SMD LED.
CRI:90 | CCT: 3000K, 4000K.
Other CRI and CCT versions available on request.

Optic

High light transmittance PC diffuser, extra wide beam angle.

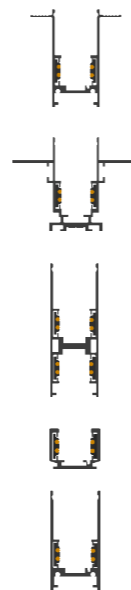
Driver

Supplied with No-dimmer driver
Dimming Options: Dali Dim, 0-10V Dim.

Applications

It is an individual solution with a high degree of flexibility. all inserts are mounted completely without tools and held within the profile by a magnetic force. With just one flick of the wrist, you can adjust the inserts as needed at any time to set the scene for your desired object.
Application areas: residential, hotel, restaurants, retail and other high-end places.

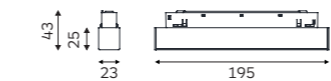
Suitable Magnetic track



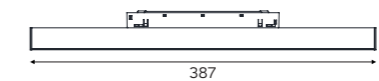
SPARK 20 General Lighting



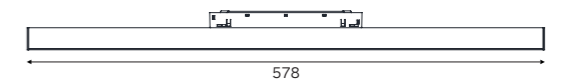
SPARK 20 General Lighting
L:195 Fixed



SPARK 20 General Lighting
L:387 Fixed



SPARK 20 General Lighting
L:578 Fixed




Code Ordering Example: 6 1 . 0 2 3 0 6 - 9 0 3 0 1 1 0 D 0 1 0

	Product Code	Light Source Code	>CRI	CCT	LED Power	Nominal Lumen	Beam Angle (BA)	Driver Options	Finish
SPARK 20 General Lighting	61.02306	SA18 SMD LED	90	30 3000K	10W	397 lm	110°	D0 No Dim	10 □ WH
				40 4000k		420 lm		DA Dali Dim	20 ■ BK
SPARK 20 General Lighting	61.02312	SA36 SMD LED	90	30 3000K	15W	562 lm	110°	DC 0-10V Dim	
				40 4000k		590 lm			
SPARK 20 General Lighting	61.02313	SA54 SMD LED	90	30 3000K	20W	807 lm	110°		
				40 4000k		847 lm			

SPARK 20

Length 195 | 387 | 578



Body

SPARK 20 accent lighting with luminaire body in extruded aluminium.

End caps in die casting aluminium, with black anti-glare cover, have medium and wide beam angles.

Supplied with magnetic adaptor, available in different length, also have fixed and adjustable two versions for selected.

Accessories

No accessories available.

Finish

White and Black.

LED sources

Light Source Options: SMD LED
CRI:90 | CCT: 3000K, 4000K.
Other CRI and CCT versions available on request.

Optic

Available with medium and wide beam angles.

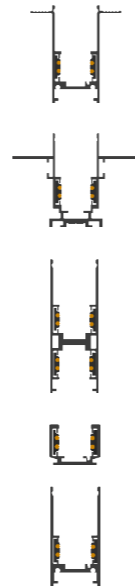
Driver

Supplied with No-dimmer driver
Dimming Options: Dali Dim, 0-10V Dim.


Applications

It is an individual solution with a high degree of flexibility. All inserts are mounted completely without tools and held within the profile by a magnetic force. With just one flick of the wrist, you can adjust the inserts as needed at any time to set the scene for your desired object.
Application areas: residential, hotel, restaurants, retail and other high-end places.

Suitable Magnetic track



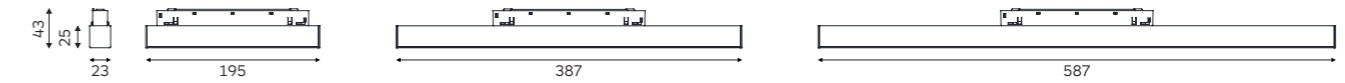
SPARK 20 Accent Lighting (Square)



SPARK 20 Accent Lighting (Square)
L:195 Fixed

SPARK 20 Accent Lighting (Square)
L:387 Fixed

SPARK 20 Accent Lighting (Square)
L:578 Fixed





Code Ordering Example: 6 1 . 0 2 3 0 5 - 9 0 3 0 3 5 D 0 1 0

	Product Code	Light Source Code	>CRI	CCT	LED Power	Nominal Lumen	Beam Angle (BA)	Driver Options	Finish
SPARK 20 Accent Lighting (Fixed)	61.02305 SB12	SMD LED	90	30 3000K	10W	690 lm	35°/52°	D0 No Dim	10 □ WH
			40	4000k		725 lm		DA Dali Dim	20 ■ BK
SPARK 20 Accent Lighting (Fixed)	61.02308 SB24	SMD LED	90	30 3000K	15W	704 lm	31°/50°	DC 0-10V Dim	
			40	4000k		740 lm			
SPARK 20 Accent Lighting (Fixed)	61.02309 SB36	SMD LED	90	30 3000K	20W	961 lm	28°/50°		
			40	4000k		1010 lm			

SPARK 20

Length 224 | 416 | 608

SPARK 20 Accent Lighting (Square)



SPARK 20

Length 224 | 416 | 608


SPARK 20 Accent Lighting (Square)



Adjustable Accent Light Module,
Unidirectional 90°, supports multiple
angle selection.

SPARK 20

Length 224 | 416 | 608



Body

SPARK 20 accent lighting with luminaire body in extruded aluminium.

End caps in die casting aluminium, with black anti-glare cover, have medium and wide beam angles.

Supplied with magnetic adaptor, available in different length, also have fixed and adjustable two versions for selected.

Accessories

No accessories available.

Finish

White and Black.

LED sources

Light Source Options: SMD LED
CRI:90 | CCT: 3000K, 4000K.
Other CRI and CCT versions available on request.

Optic

Available with medium and wide beam angles.

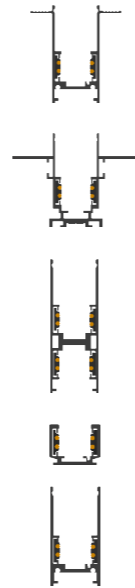
Driver

Supplied with No-dimmer driver
Dimming Options: Dali Dim, 0-10V Dim.


Applications

It is an individual solution with a high degree of flexibility. All inserts are mounted completely without tools and held within the profile by a magnetic force. With just one flick of the wrist, you can adjust the inserts as needed at any time to set the scene for your desired object.
Application areas: residential, hotel, restaurants, retail and other high-end places.

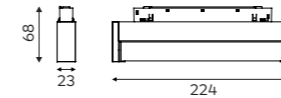
Suitable Magnetic track



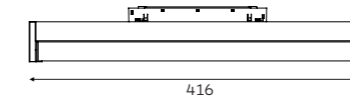
SPARK 20 Accent Lighting (Square)



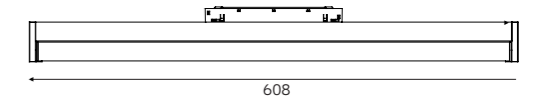
SPARK 20 Accent Lighting (Square)
L:224 Adjustable



SPARK 20 Accent Lighting (Square)
L:416 Adjustable



SPARK 20 Accent Lighting (Square)
L:608 Adjustable




Code Ordering Example: 6 1 . 0 2 3 0 2 - 9 0 3 0 3 5 D 0 1 0

	Product Code	Light Source Code	>CRI	CCT	LED Power	Nominal Lumen	Beam Angle (BA)	Driver Options	Finish
SPARK 20 Accent Lighting (Adjustable)	61.02302	SB12 SMD LED	90	30 3000K	10W	656 lm	35°/52°	D0 No Dim	10 □ WH
			40	4000k		725 lm		DA Dali Dim	20 ■ BK
SPARK 20 Accent Lighting (Adjustable)	61.02317	SB24 SMD LED	90	30 3000K	15W	704 lm	31°/50°	DC 0-10V Dim	
			40	4000k		740 lm			
SPARK 20 Accent Lighting (Adjustable)	61.02318	SB36 SMD LED	90	30 3000K	20W	961 lm	28°/50°		
			40	4000k		1010 lm			

SPARK 20

Length 243 | 483 | 723



Body

SPARK 20 accent lighting with luminaire body in extruded aluminium.

End caps in die casting aluminium, available with different color anti-glare cover, it is reflector plus thermoplastic screen, low glare, have medium and wide beam angles.

Supplied with magnetic adaptor, available in different length, also have fixed and adjustable two versions for selected.

Accessories

No accessories available.

Finish

White and Black.

LED sources

Light Source Options: SMD LED.
CRI:90 | CCT: 3000K, 4000K.
Other CRI and CCT versions available on request.

Optic

Available with medium and wide beam angles.
Reflector plus thermoplastic screen, low glare.

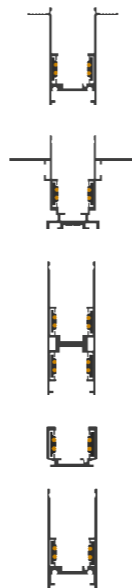
Driver

Supplied with No-dimmer driver.
Dimming Options: Dali Dim, 0-10V Dim.


Applications

It is an individual solution with a high degree of flexibility. all inserts are mounted completely without tools and held within the profile by a magnetic force. With just one flick of the wrist, you can adjust the inserts as needed at any time to set the scene for your desired object.
Application areas: residential, hotel, restaurants, retail and other high-end places.

Suitable Magnetic track

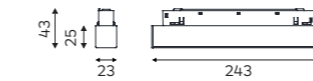


SPARK 20 Accent Lighting



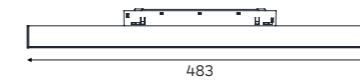
SPARK 20 Accent Lighting

L:243 Fixed



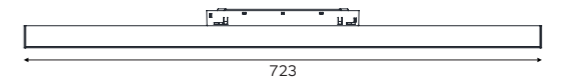
SPARK 20 Accent Lighting

L:483 Fixed



SPARK 20 Accent Lighting

L:723 Fixed




Code Ordering Example: 6 1 . 0 2 3 0 3 - 9 0 3 0 3 5 D 0 1 0

	Product Code	Light Source Code	>CRI	CCT	LED Power	Nominal Lumen	Beam Angle (BA)	Driver Options	Finish
SPARK 20 Accent Lighting (Fixed)	61.02303	SC12 SMD LED	90	30 3000K	10W	682 lm	33°/49°	D0 No Dim	10 □ WH
			40	4000k		716 lm		DA Dali Dim	20 ■ BK
SPARK 20 Accent Lighting (Fixed)	61.02310	SC24 SMD LED	90	30 3000K	15W	950 lm	31°/52°	DC 0-10V Dim	
			40	4000k		998 lm			
SPARK 20 Accent Lighting (Fixed)	61.02311	SC36 SMD LED	90	30 3000K	20W	1384 lm	32°/50°		
			40	4000k		1453 lm			

SPARK 20

Length 272 | 514 | 754



Body

SPARK 20 accent lighting with luminaire body in extruded aluminium.

End caps in die casting aluminium, available with different color anti-glare cover, it is reflector plus thermoplastic screen, low glare, have medium and wide beam angles. Supplied with magnetic adaptor, available in different length, also have fixed and adjustable two versions for selected.

Accessories

No accessories available.

Finish

White and Black.

LED sources

Light Source Options: SMD LED.
CRI:90 | CCT: 3000K, 4000K.
Other CRI and CCT versions available on request.

Optic

Available with medium and wide beam angles. Reflector plus thermoplastic screen, low glare.

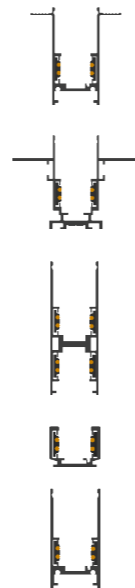
Driver

Supplied with No-dimmer driver.
Dimming Options: Dali Dim, 0-10V Dim.


Applications

It is an individual solution with a high degree of flexibility. all inserts are mounted completely without tools and held within the profile by a magnetic force. With just one flick of the wrist, you can adjust the inserts as needed at any time to set the scene for your desired object. Application areas: residential, hotel, restaurants, retail and other high-end places.

Suitable Magnetic track

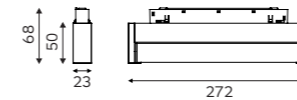


SPARK 20 Accent Lighting



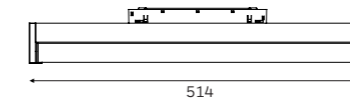
SPARK 20 Accent Lighting

L:272 Adjustable



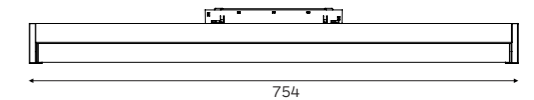
SPARK 20 Accent Lighting

L:514 Adjustable



SPARK 20 Accent Lighting

L:754 Adjustable



Code Ordering Example: 6 1 . 0 2 3 0 1 - 9 0 3 0 3 5 D 0 1 0

	Product Code	Light Source Code	>CRI	CCT	LED Power	Nominal Lumen	Beam Angle (BA)	Driver Options	Finish
SPARK 20 Accent Lighting (Adjustable)	61.02301	SC12 SMD LED	90	30 3000K	10W	682 lm	33°/49°	D0 No Dim	10 □ WH
			40	4000k		716 lm		DA Dali Dim	20 ■ BK
SPARK 20 Accent Lighting (Adjustable)	61.02315	SC24 SMD LED	90	30 3000K	15W	950 lm	31°/52°	DC 0-10V Dim	
			40	4000k		998 lm			
SPARK 20 Accent Lighting (Adjustable)	61.02316	SC36 SMD LED	90	30 3000K	20W	1384 lm	32°/50°		
			40	4000k		1453 lm			

SPARK 20 Wall Washer

Length 244 | 484



Body

SPARK 20 Wall Washer with luminaire body in extruded aluminium.

End caps is made by Turn-milling combined CNC machine, precision sizes, can perfect with the body without any gap.

Supplied with magnetic adaptor, available in different length.

Accessories

No accessories available.

Finish

White and Black.

LED sources

Light Source Options: SMD LED.
CRI:90 | CCT: 3000K, 4000K.
Other CRI and CCT versions available on request.

Optic

Wall Washer

Driver

Supplied with No-dimmer driver.
Diming Options: Dali Dim, 0-10V Dim.


Applications

It is an individual solution with a high degree of flexibility. All inserts are mounted completely without tools and held within the profile by a magnetic force. With just one flick of the wrist, you can adjust the inserts as needed at any time to set the scene for your desired object.
Application areas: residential, hotel, restaurants, retail and other high-end places.

Suitable Magnetic track



SPARK 20 Fixed Wall Washer

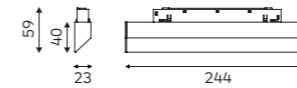


SPARK 20 Fixed Wall Washer
L:244

Fixed

SPARK 20 Fixed Wall Washer
L:484

Fixed



Code Ordering Example: 6 1 . 0 2 3 1 9 - 9 0 3 0 W W D 0 1 0

	Product Code	Light Source Code	>CRI	CCT	LED Power	Nominal Lumen	Beam Angle (BA)	Driver Options	Finish
SPARK 20 Wall Washer (Fixed)	61.02319	SA18 SMD LED	90	30 3000K	10W	397 lm	WW	D0 No Dim	10 □ WH
			40	4000k		420 lm		DA Dali Dim	20 ■ BK
SPARK 20 Wall Washer (Fixed)	61.02320	SA36 SMD LED	90	30 3000K	25W	562 lm		DC 0-10V Dim	
			40	4000k		590 lm			

SPARK 20 Wall Washer

Length 270 | 502



Body

SPARK 20 Wall Washer with luminaire body in extruded aluminium.

End caps is made by Turn-milling combined CNC machine, precision sizes, can perfect with the body without any gap.

Supplied with magnetic adaptor, available in different length.

Accessories

No accessories available.

Finish

White and Black.

LED sources

Light Source Options: High Power LED.
CRI:90 | CCT: 3000K, 4000K.
Other CRI and CCT versions available on request.

Optic

Wall Washer

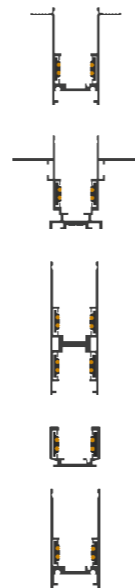
Driver

Supplied with No-dimmer driver.
Diming Options: Dali Dim, 0-10V Dim.


Applications

It is an individual solution with a high degree of flexibility. All inserts are mounted completely without tools and held within the profile by a magnetic force. With just one flick of the wrist, you can adjust the inserts as needed at any time to set the scene for your desired object.
Application areas: residential, hotel, restaurants, retail and other high-end places.

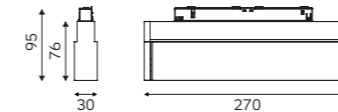
Suitable Magnetic track



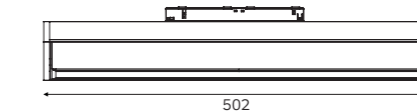
SPARK 20 Continuous Wall Washer



SPARK 20 Continuous Wall Washer
L:267 Adjustable



SPARK 20 Continuous Wall Washer
L:502 Adjustable



Code Ordering Example: 6 1 . 0 2 3 1 9 - 9 0 3 0 W W D 0 1 0

	Product Code	Light Source Code	>CRI	CCT	LED Power	Nominal Lumen	Beam Angle (BA)	Driver Options	Finish
SPARK 20 Wall Washer Continuous	61.03003	SA10 High Power LED	90	30	3000K	25W	397 lm	WW	10 <input type="checkbox"/> WH
				40	4000k		420 lm		
SPARK 20 Wall Washer Continuous	61.03002	SA20 High Power LED	90	30	3000K	50W	562 lm	DC 0-10V Dim	
				40	4000k		590 lm		